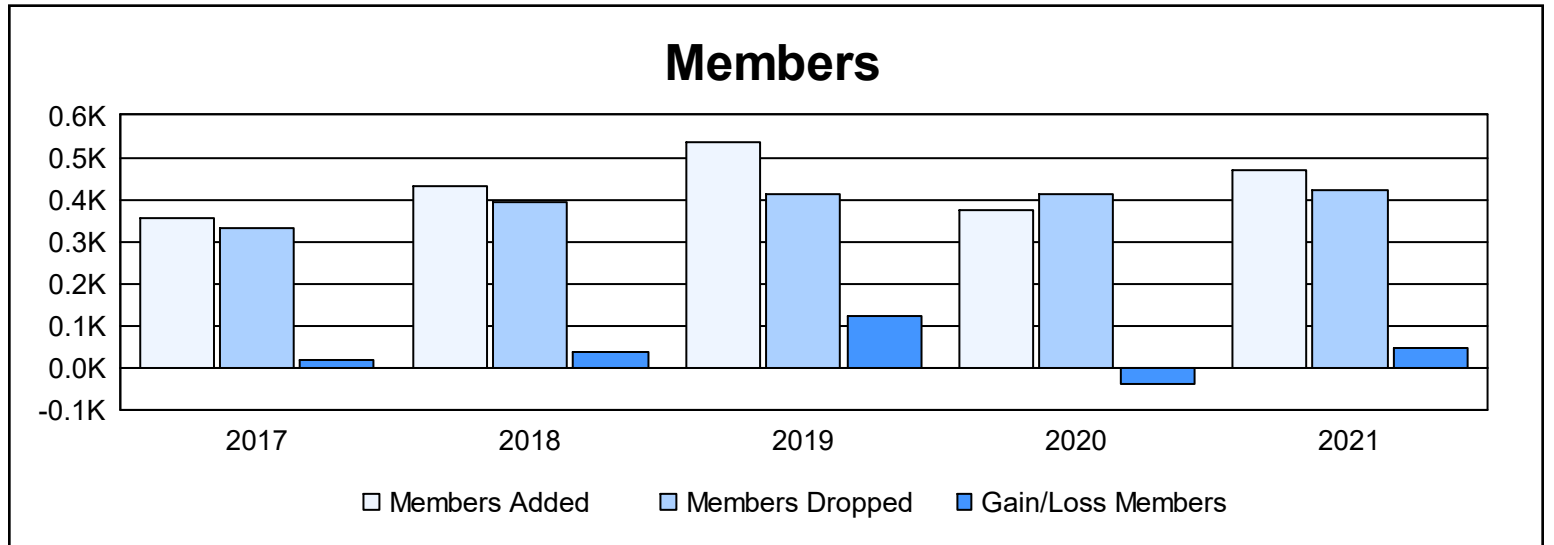
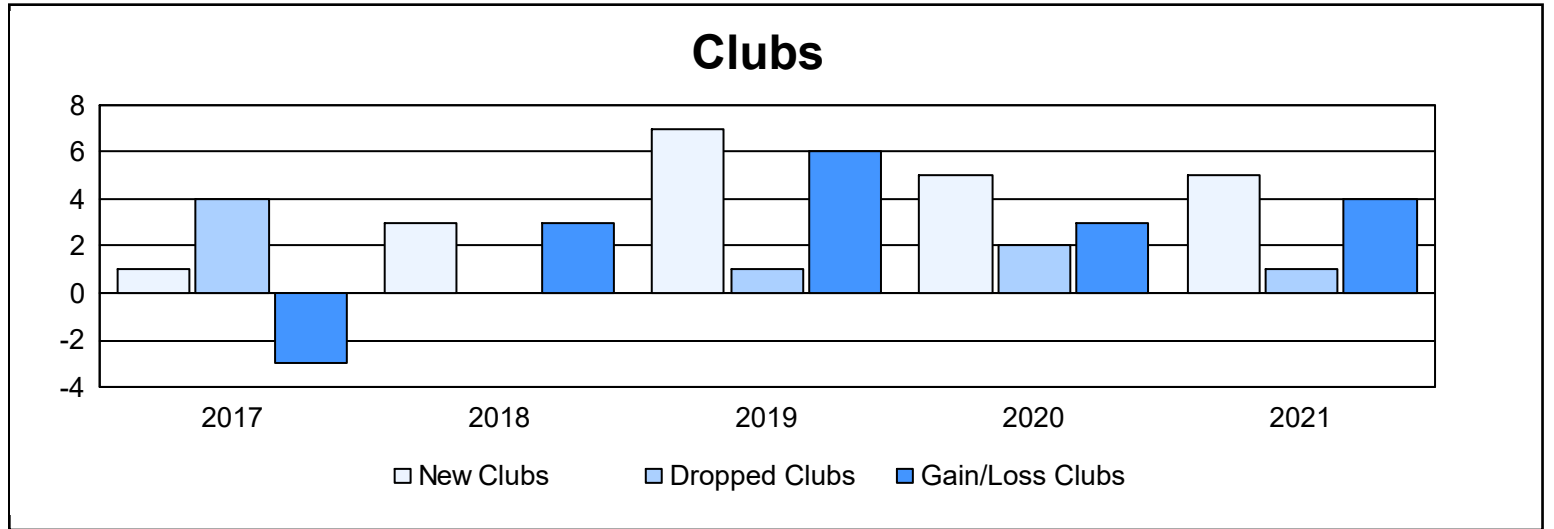
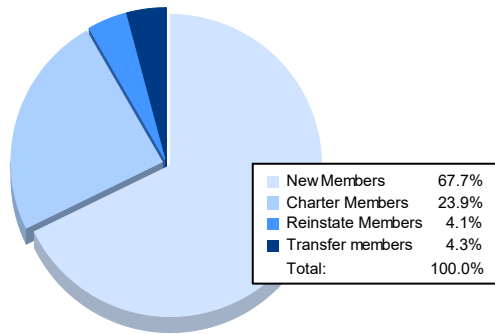


| Year | New Clubs | Dropped Clubs | Gain/ Loss Clubs | New Members | Charter Members | Reinstate Members | Transfer Members | Total Member Added | Total Members Dropped | Gain/ Loss Members |
|----------------|-----------|---------------|------------------|-------------|-----------------|-------------------|------------------|--------------------|-----------------------|--------------------|
| 2016-2017 | 1 | 4 | -3 | 301 | 30 | 9 | 13 | 353 | 333 | 20 |
| 2017-2018 | 3 | 0 | 3 | 301 | 91 | 15 | 23 | 430 | 392 | 38 |
| 2018-2019 | 7 | 1 | 6 | 328 | 186 | 10 | 10 | 534 | 413 | 121 |
| 2019-2020 | 5 | 2 | 3 | 235 | 97 | 13 | 28 | 373 | 414 | -41 |
| 2020-2021 | 5 | 1 | 4 | 317 | 112 | 19 | 20 | 468 | 420 | 48 |
| Average | 4 | 2 | 3 | 296 | 103 | 13 | 19 | 432 | 394 | 37 |



Membership Composition June 2021 Cumulative



Gender Composition June 2021 Cumulative

